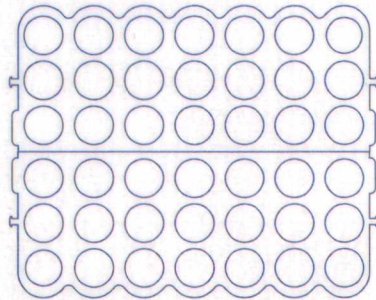


GIANT 4-IN-A-ROW

ASSEMBLY INSTRUCTIONS

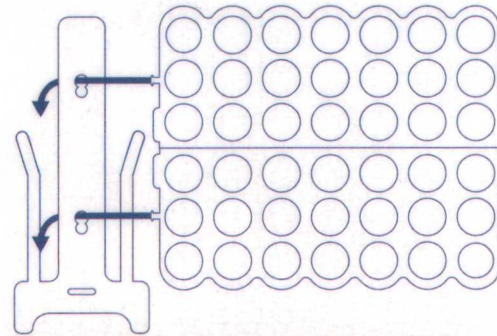
Step 1:

Bring body pieces together in a standing position



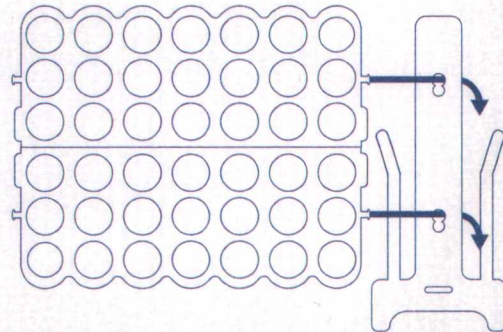
Step 2:

Connect one side by sliding into place.



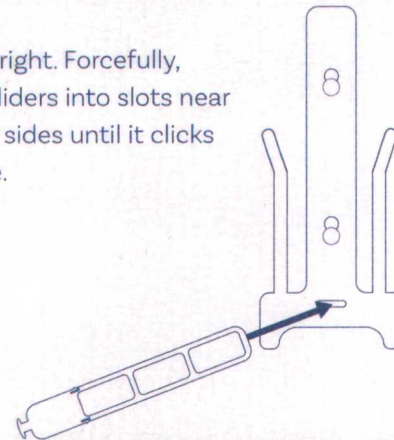
Step 3:

Flip over, repeat with other side.




Step 4:

Turn upright. Forcefully, insert sliders into slots near base of sides until it clicks in place.




Step 5:

Put donuts on pegs.





Step 6:


Beat all your friends.



PARTS INCLUDED:



● x21 ● x21



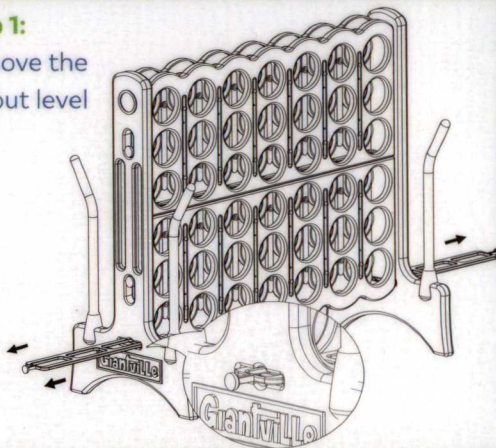
WARNING: Assembly, maintenance or dismantling must be undertaken by an adult. Use for intended purpose only.

GIANT 4-IN-A-ROW

DISASSEMBLY & PACKING INSTRUCTIONS

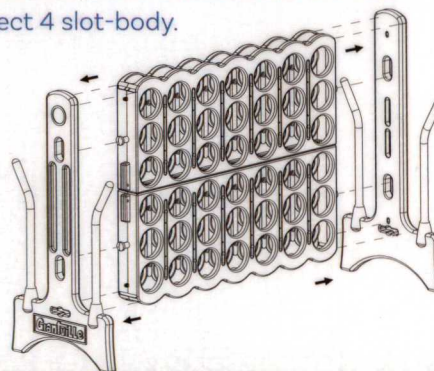
Step 1:

Remove the
Pullout level



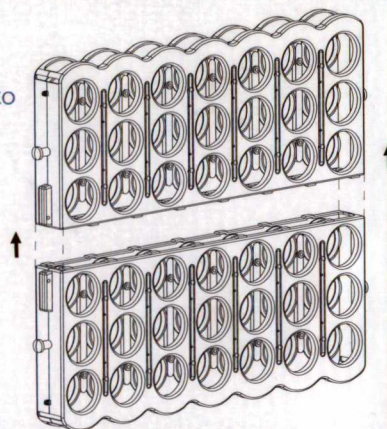
Step 2:

Remove sides and disassemble the main
connect 4 slot-body.



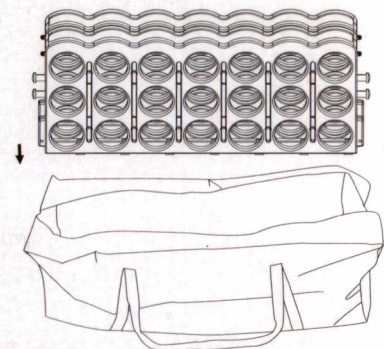
Step 3:

Pull out the
main body into
two parts.



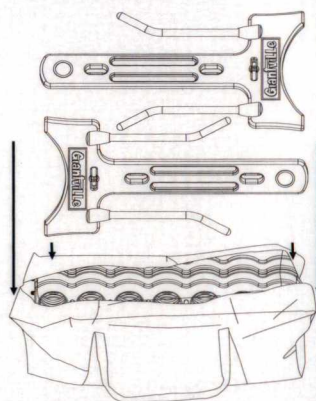
Step 4:

Put the halved main body of the game into
the bag.



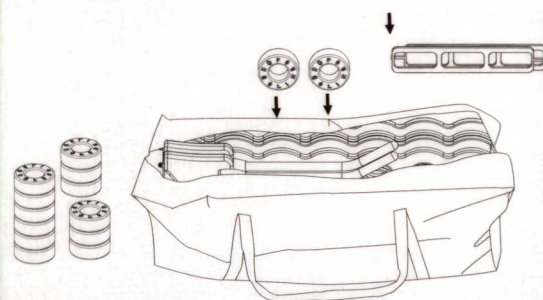
Step 5:

Place the side
legs of the game
into the bag.
Place one behind
the main body
of the game and
one in front of the
main body of the
game, facing the
other direction.



Step 6:

Fill the slots of the main body with the rings.
Put pullout lever into the bag.



WARNING: Assembly, main-
tenance or dismantling
must be undertaken by
an adult. Use for intended
purpose only.

VISIT US AT

www.giantvillegames.com

We want you to be 100%
satisfied with your purchase.

If for any reason, your
experience does not meet
your expectations, please
reach out to us and we'll be
happy to resolve any issues!

Your feedback helps us build
better products and offer
better service.

Please email or call us at:
support@giantvillegames.com
1.877.257.8785

SUMMIT FREE PUBLIC LIBRARY
75 MAPLE STREET
SUMMIT NJ 07901

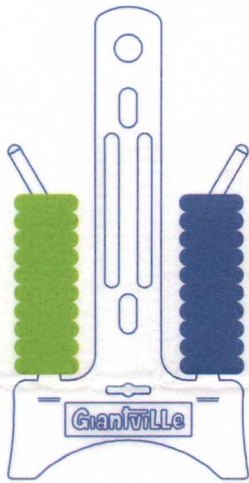
GIANT 4-IN-A-ROW

GAME PLAY INSTRUCTIONS

HOW TO WIN:

Be the first player to get four of your colored donuts in a row!
You can line them up horizontally, vertically or diagonally.

GETTING STARTED:



- 1 Assemble board as shown on the Assembly Instructions page and position board between you and your opponent.

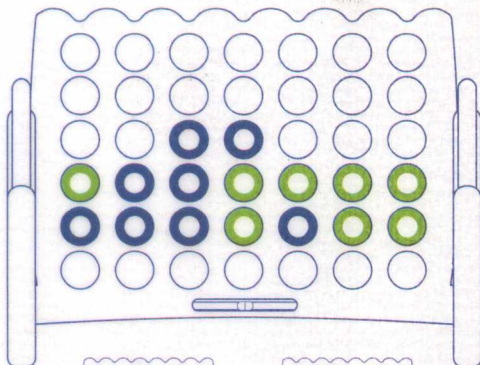
- 2 Each player must choose a different color. Players must gather all donuts of their color.

PICK WHO GOES FIRST!

This can be decided by a coin flip, rochambeau, or just agreeing to go first.

- 3 REMEMBER: IF YOU START THE FIRST GAME, YOUR OPPONENT GETS TO START THE SECOND GAME!

HOW TO PLAY:

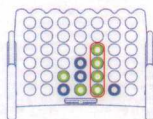


- 1 Starting with who goes first, each player will take turns placing ONE donut at a time into ANY of the slots at the top of the board.

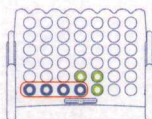
- 2 Players continue taking turns until one player gets FOUR of their colored donuts in a row! They can be lined up horizontally, vertically, or diagonally.

In the event of a stalemate, and no one was able to make 4 in a row, an automatic re-match is necessary. THERE CAN ONLY BE ONE CHAMPION!

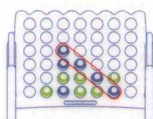
- 3 Play a new game by pulling the sliding lever at the base of the board to release the donuts. Replace the lever and PLAY AGAIN!



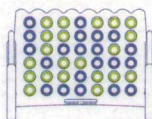
VERTICAL WIN



HORIZONTAL WIN



DIAGONAL WIN



STALEMATE