


**THANKS FOR
CHOOSING**

SNARK®

- **SN-5X (Guitar,
Bass & Violin)**
- **SN-6X (Ukulele)**



TUNER INSTRUCTIONS

Both SN-5X and SN-6X tuners are chromatic, and both tuners sense the vibrations of the instrument they are attached to.

SEE BATTERY WARNING. →
KEEP BATTERY AWAY FROM CHILDREN.

**DO NOT USE ON ANY GIBSON® GUITAR OR
GUITAR WITH NITROCELLULOSE FINISH.
SEE FINISHES WARNING →**


SNARK®

CAUTION: INSTRUMENT FINISHES. READ THIS BEFORE USING THE SNARK TUNER.

We recommend you remove the Snark tuner from your instrument as soon as you finish tuning. Please be aware that any lacquer type finish can be adversely affected if the rubber pad of tuner is left in contact with the finish for a period of time.

Some finishes are more likely to be damaged by attaching a tuner to them, hence it is important that you DETERMINE WHAT FINISH IS USED ON YOUR INSTRUMENT... BEFORE using the SNARK.

SNARK advises NOT to use its tuner with any instruments having these types of finishes: Nitrocellulose Lacquer, Polyurethane, French Polish, Oil Finish or Gibson® guitars which have nitrocellulose finishes, unless you accept the risk of dents to the headstock. We recommend using the Snark SN-10 pedal tuner instead of the Snark clip on tuners for these guitars and finishes.



Please do not leave the Snark attached to your instrument if your instrument will be sitting in direct sunlight.

ATTACHING THE TUNER TO YOUR INSTRUMENT

Use the clamp to attach the Snark to your instrument. Take care to avoid damaging the finish of your instrument. Do not attach the tuner to your instrument if any of the rubber pads are broken or missing.

Attach the clamp to the headstock (placing the body of the tuner either in front of or behind the headstock).

After attaching the tuner to your instrument, adjust the "banana" shaped arm that connects the tuner to the clamp for optimum viewing of the tuner display. Also, the tuner body rotates 360 degrees so the display can be placed right where you want it.

POWER UP

Once you have attached the Snark to your instrument or music stand, turn it on by pressing the power switch on the face of the tuner.

TUNING

The Snark is now ready to help you tune your instrument. As soon as you play a note, the Snark's color display will indicate the note you are playing and how close to pitch you are. The left side of the display (red) indicates flat, the right of the display (yellow) indicates sharp.

If only red needles are lit, it means the note played is flat. If any yellow needles are lit, it means the note played is sharp.

You are in tune if the green needle and the green dot above it (at center of meter) are lit, but no yellow needles are lit.

As the Snark is chromatic, you can easily deal with non-standard tunings. The Snark will read any note you play.

POWER SAVE FEATURE

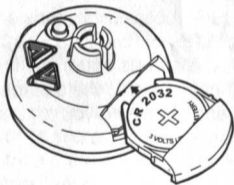
The tuner display will dim after approximately 5 seconds of no sound detected by the tuner. This conserves battery power. The display will return to normal brightness when a note is detected. If no notes are detected for 2 minutes, the tuner will shut off.

SELF TEST

The Snark tuner occasionally runs a "self test" to make sure all functions are up to snuff. This could happen sometimes when you first turn on the tuner. But not to worry, the self test lasts just a few seconds and will return you to tuning mode when it is finished.

BATTERY REPLACEMENT

The tuner uses 1 CR2032 (3 volt) battery. To replace battery, open the battery drawer, remove the old battery and—replace with fresh one, taking care that the positive terminal (+) is directed upwards when placed in the battery door (plus side toward back side of tuner). Then gently push the battery door closed until you feel a slight “click”.



CR2032 BATTERY WARNING

KEEP OUT OF REACH OF CHILDREN.

Swallowing battery can lead to serious injury or death. Severe burns can occur within 2 hours or less. If swallowed, see a doctor or visit hospital emergency room immediately. In USA, doctor should phone collect (202) 625-3333. (In Canada: 416-813-5900).

RISK OF FIRE, EXPLOSION OR BURNS.

Dispose of old batteries immediately. Do not recharge, disassemble, install incorrectly, crush, short the battery, or expose to high temperature or fire. Do not carry loose batteries in pocket or purse.

CALIFORNIA ONLY: Perchlorate Material – special handling may apply. See www.dtsc.ca.gov/hazardouswaste/perchlorate



"Chord Secrets of the Pros"

Secrets Chords Even Many Pros Don't Know!

FREE!

When You Register Your Warranty On-Line!

Go to: www.snarktuners.com
and click on "Warranty"

This product complies with FCC Part 15 rules. Operation of this product is permitted in USA provided this product does not cause harmful interference and provided this product accepts interference from other devices, even if that interference is detrimental to performance of this product.

Gibson is a registered trademark of Gibson Guitar Corp and is not affiliated with Snark.

EEC Agent: John Hornby
Skewes & Co., Ltd.
Salem House, Parkinson
Approach, Garforth,
Leeds LS25 2HR UK



© Snark 2016
Printed in China

rev 1/16

LIMITED WARRANTY

This product is warranted to the original purchaser to be free from defects in material and workmanship that effect product performance for a period of 12 months from the date of original purchase, provided this warranty card is filled out and mailed within 10 days of the date of purchase or you provide proof of purchase at the time of requesting warranty service. In the event of a covered defect we will, at our option, repair or replace the defective product with a new or reconditioned product or refund the product's original purchase price, provided the defective product is returned beforehand postage and insurance prepaid to Evets Corporation at the address below. The replacement product is warranted for the balance of the existing warranty. This warranty does not cover batteries, casings, or damage caused by accident or misuse. THIS LIMITED WARRANTY IS THE ONLY EXPRESS WARRANTY APPLICABLE TO THIS PRODUCT. THERE IS NO OTHER EXPRESS WARRANTY. NO ONE IS AUTHORIZED TO MODIFY OR EXPAND THIS LIMITED WARRANTY. THE ABSOLUTE LIMIT OF EVETS' LIABILITY IS THE ORIGINAL PURCHASE PRICE OF THE PRODUCT. ANY IMPLIED WARRANTIES, INCLUDING THOSE OF MERCHANTABILITY AND FITNESS FOR A PARTICULAR PURPOSE, ARE LIMITED TO THE DURATION OF THIS EXPRESS WARRANTY. THIS LIMITED WARRANTY IS THE PURCHASER'S EXCLUSIVE REMEDY AND LIABILITY FOR INCIDENTAL OR CONSEQUENTIAL DAMAGES UNDER ANY AND ALL WARRANTIES IS EXCLUDED TO THE EXTENT PERMITTED BY LAW. Warranty valid only in the USA. This warranty gives you specific legal rights. You may also have other rights which vary from state to state - check your own state law for additional rights. Please retain a copy of this warranty and your sales receipt.

Evets Corporation

P.O. Box 1327, Camarillo, CA 93011 USA

Tel: (805) 389-4605 Fax: (805) 383-2050 www.snarktuners.com